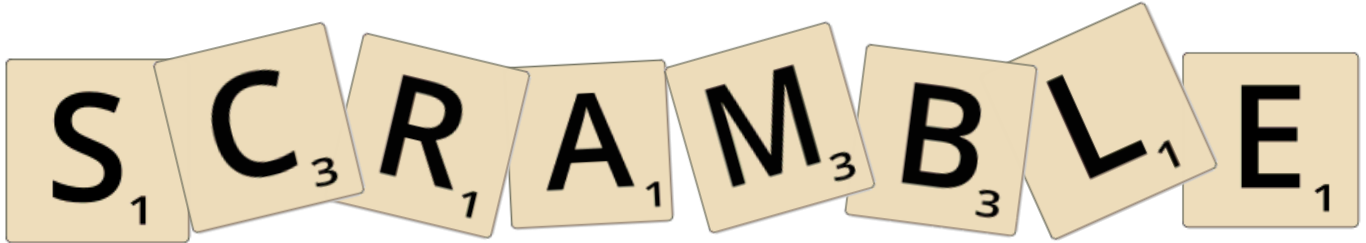




# CITY



## Sunday 22nd September

# LEADER FAQ

## Registration and Key Information For Cub Leaders

### What is the Cub Scout City Scramble?

The Cub Scout City Scramble is a day of adventure in the city of Adelaide, where groups or patrols of cubs, leaders and parents will explore checkpoints around the city to complete fun activities. You will meet lots of cubs from other groups along the way!

### Can country groups participate too?

Yes! This activity can also be run by country groups, with a suggested adaptation for their own town/city. Country leaders are encouraged to embrace the concept of the City Scramble and adjust it to suit, running it on a day that suits them.


We have planned a suggested format for country groups, including a checkpoint list and activities with resources for you to use, but you can tailor it as much as you wish. Country groups may wish to join in with other groups in their district, or run it themselves in their own home town, and they will be eligible for the same event badge as the metropolitan groups.

Country groups will need to submit their own A5 Form in addition to Y4/ Operoo, to suit their location. The Country Group Leader Information Pack will be emailed to you.

## How do I register?

All Groups must pre-register on MyScout by 1st September.

Only one leader per group needs to register at this stage. Register yourself, and from the drop down box, pick the approximate number of youth you expect to attend from your group. This is so we can estimate attendance for badge purchases, and assign suitable starting checkpoints for you.



Please follow this link:

[MyScout Event Registration - Scouts SA](#)

### MyScout Event Registration



#### City Scramble

22 Sep 2024 (Applications close on 1 Sep 2024 at 17:00, 3 weeks before the event starts.)

##### Role fees

Leader Participant: \$0.00

✓ Register Myself (Bindi Hawkey)

### MyScout Event Registration

#### City Scramble

##### Role

\* Your role in this event will be: Leader Participant.

##### Team

Please select one of the following options:

Select an existing team

Select a Team

- Select a Team
- I am bringing approx. 0-5 youth members
- I am bringing approx. 10-15 youth members
- I am bringing approx. 15-20 youth members
- I am bringing approx. 20-25 youth members
- I am bringing approx. 25-30 youth members
- I am bringing approx. 30+ youth members
- I am bringing approx. 5-10 youth members

Bulk registrations of all attendees will be done in a few weeks by leaders.

Youth will not register directly for this event themselves.

Once registered with your numbers, leaders will be emailed a Leader Information Pack in a week or two to describe in detail how this event will work. You can read more about what to expect in this Leader FAQ.

## Can I just register on the day instead?

No, you will need to pre-register your group for this event, by **1st September**.

## Will there be a winning patrol or group?

Yes! All patrols and groups are winners! Just like any cub activity, this event is all about joining in with friends and having fun participating. The smiles of cubs having fun is the reward. No points will be scored for checkpoints.



## What happens after I register?

After you register your group, you will be emailed the following information.

This is for you to print out yourself, and use for your group/patrols:

- Checkpoint Map (City only - suggest you laminate this)
- Leader Info Pack (City or Country version)
- Checkpoint Activity Sheet (City or Country version)
- A starting Checkpoint Number for your Group (City only)
- Info about toilet locations along the route
- Event Summary Form (City & Country)



## What about the Y4 / Operoo form?

Since each team may be starting at a different Checkpoint and time, you will need to arrange your own Y4/Operoo form for your meeting point and time. You will be in charge of your own forms during the day and you will be Leader In Charge of your own cubs. You will need to make sure you have a First Aider with you in each team.

## Which Checkpoint do we start at?

City Groups will be allocated a Starting Checkpoint in the city. You can choose your own start time to suit your group (the event runs between 10am-4pm). You will need to arrange to gather your team members at your allocated Starting Checkpoint, to begin your City Scramble. You may wish to meet parents in the city, or else start your adventure closer to home and catch public transport instead. That is up to your group to decide. Just make sure you have enough adults with you to suit your arrangements.

Country Groups are more flexible about starting checkpoints. You could organise your own just for your own cubs using the resources provided, or you can team up with another nearby town to share an event.

## How many cubs are in a patrol?



We recommend patrols of up to 10 cubs, plus adult support. But it is up to you how you would like to make up your patrols. If you would like to keep all cubs in your group together, that is OK. If you only have 3 cubs, that is also OK! Run this activity in the way that suits your leaders.

## Will my cubs need to wear uniform?

Yes! This is a uniformed event to promote cub scouts in a public setting.




## What do my cubs need to bring?

Cubs should be prepared with a hat, daypack, rain jacket, walking shoes, a full water bottle, and a packed lunch.

Each group should bring:

- Portable First Aid Kit to carry
- Printed checkpoint list for cubs to use
- Printed (and ideally laminated) map(s)
- Leader info pack (printed or electronic copy)
- Camera (leader phone is great)
- Clipboard (or more than one if you choose)
- Pen or pencil
- Enthusiasm and a sense of adventure!



## How long will it take?

Good question!! The time it will take to complete the checkpoints will vary widely, depending on the cohort of cubs in your group, their level of fitness and abilities. Please consider this when you determine your preferred start time and finish time.

In 2019 many groups took 3-4 hours including lunch and breaks. The 2024 course is different, but it is similar in distance (approx. 5-6km).

## Is any badge work covered?

Yes! Cubs will cover some of the Outdoor Activity Skills. You will be given a list in the Leader Info Pack. With the checkpoint information.

## What happens if we don't finish all the Checkpoints?

It doesn't matter if you don't finish all of the Checkpoints. Remember, cubs is all about **Do Your Best**, and this motto applies to the City Scramble. Regardless of how many Checkpoints you complete, your cubs will still be eligible for the badge as a reward for their participation in this fun event!

## What about cost?

The cost is just \$5 per cub, and each cub will receive an event blanket badge shown below. As this event is registered through MyScout, your group will be invoiced for the number of cubs you have registered. The \$5 payments can be processed directly through your group.

## Do I need to pay before the event?

No. But keep your record of who attended on the day for payment tracking.



## How do I get the badges?



You will be sent further instruction about how to confirm numbers with us, and then receive the correct number of badges. There may be opportunity to purchase extra badges as well - we will let you know.

Badges will be mailed out to you directly or passed to your GL via district scouting connections. We will get in contact with you to arrange after the event.

## How do I find out more information?

Your Leader Information Pack should contain everything you need to know. If you are on Facebook, stay tuned to the **Cub Scouts SA** page. Any questions can be answered on this page. If you do not have Facebook access, your questions can still be answered of course. Please contact any of us:

Juanita Howell ("Jinda") [bc.cubscouts@sa.scouts.com.au](mailto:bc.cubscouts@sa.scouts.com.au) / 0417 826 252

Bindi Hawkey ("Raksha") [172864@sa.scouts.com.au](mailto:172864@sa.scouts.com.au) / 0435 269 564

# Let's Get SCRAMBLING!

